

T2 T Series®

self-priming centrifugal solids-handling pump

Gorman-Rupp has been manufacturing self-priming pumps since 1933. Over the years, The Gorman-Rupp Company has set the standard with our T Series® and Super T Series® lines of pumps. Many have tried to copy the dependability that these lines provide.

Today, Gorman-Rupp T Series pumps are the world's leading choice for waste handling applications in industries such as steel and paper mills, deep mines, food processing plants, appliance and automotive factories, tanneries and wineries. They are also leaders in sewage handling applications worldwide. That's because Gorman-Rupp offers customers the performance, efficiency and reliability they can count on, day-in and day-out.

The T2 is the latest addition to the T Series family of our self-priming solids-handling pumps. With the same quality features that the T Series are known for, the T2 has additional innovative features that will enhance maintenance, improve performance and increase pump longevity.

Small package but not small in performance...

With maximum heads to 115 ft. (35.1m) and flows to 210 GPM (13.2 l/s), the T2 pump features a volute design that allows it to reprime automatically in a completely open system, without the need for suction or discharge check valves. In fact, it can reprime with the pump casing only partially filled with liquid and a completely dry suction line.

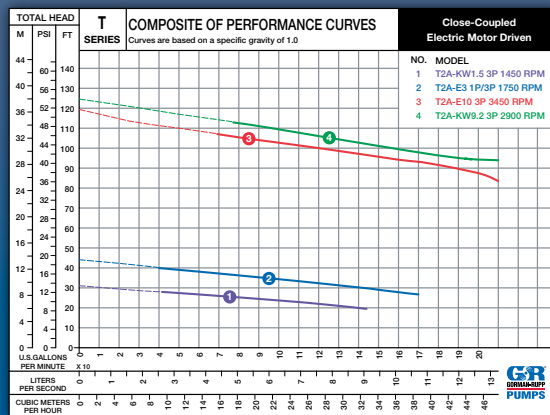
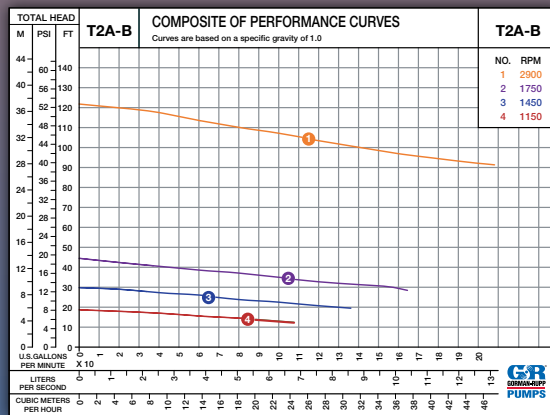
The T2 is standard with a cast iron casing and a two-vane ductile iron open impeller capable of passing 1.5" (38.1mm) spherical solids. 316 stainless steel fitted and G-R hard iron versions are also available. For corrosive and abrasive applications, the T2 can be supplied in an all CD4MCu version. Oil lubricated mechanical seals are available with tungsten titanium carbide or silicon carbide faces.

Simple and compact

T2 is also available in a compact close-coupled version. This configuration is ideal where space is at a premium. Available standard with a 3 hp or 10 hp JM Frame motor, these units will fit into almost any area or can easily be installed as part of an original equipment manufacturer's (OEM) piece of equipment. All close-coupled versions of the T2 come supplied with an open drip-proof (ODP) motor. Other motor styles are available as an option. For 50 Hz international applications, T2 close-coupled models are available with totally enclosed fan-cooled (TEFC) IP55 framed motors.

Many drive variations from which to choose

The T2 is available as a basic unit or may be flex-coupled or V-belt driven by an electric motor. When space is limited, flex-coupling solves "tight-fit" concerns. V-belt drive configurations offer the advantage of speed adjustment to match the pump's performance to the application without the need to trim the impeller.





1 – Externally Removable Flap Valve: If maintenance is required, the integral suction flap valve can easily be removed and inspected without the inconvenience of disconnecting the piping or draining the pump casing.

2 – Suction and Discharge Connections: Pump is available with 2" NPT (shown), or optional 2" ASA #125 spool flange or 50mm DIN 2527 spool flanges.

3 – Removable Coverplate and Wearplate: Access pump interior quickly without disconnecting piping. Debris can be removed and pump returned to service in minutes. Impeller, seal and wearplate can also be accessed through coverplate opening for inspection or service. Jacking screw holes are provided.


4 – Removable Rotating Assembly: Inspect or replace shaft or bearings without disturbing pump casing or piping by removing four bolts from the drive end of the pump. This greatly reduces down time in critical situations. Jacking screw holes are provided.

5 – Externally Adjustable Clearance:

The rotating assembly is sealed with an O-Ring. External shims between the rotating assembly housing and the pump casing allow for easy shimming to ensure optimum pump performance.

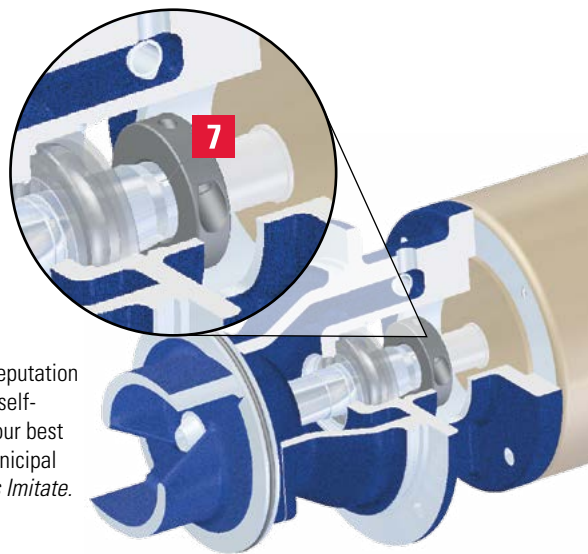
6 – Dual Site Gauges:

Individual site gauges are provided for inspecting the oil condition and levels in the bearing and seal cavities.



7 – Locking Collar: Use of adjustable locking collar with adapter shaft allows for the use of a wide variety of standard drivers. Available on close-coupled models only.

The Superior Solution: Our quality reputation has made Gorman-Rupp the world's leader in self-priming centrifugal pumps. And it makes us your best solution—meeting all of your industrial or municipal waste handling needs. *We Originate... Others Imitate.*



Complete Packages: As with many of our pumps, T2 pumps can be supplied as part of Gorman-Rupp's packaged pump systems to meet your municipal, industrial wastewater or storm water needs.



AV-05139_REV062016

GORMAN-RUPP PUMPS
 P.O. BOX 1217
 MANSFIELD, OHIO 44901-1217 | USA
 TEL: 419.755.1011 | FAX: 419.755.1251

GRPUMPS.COM



The Pump People®